



WASHINGTON STATE PARKS & RECREATION COMMISSION
BOATING PROGRAMS



MOTOR VESSEL RENTAL SAFETY CHECKLIST

MANDATORY FOR ALL PERSONS OPERATING A RENTAL MOTOR VESSEL 15HP OR GREATER.

Washington State law (RCW 79A.60.640) requires that the motor vessel safety operating and equipment checklist be reviewed with all persons renting, chartering or leasing a motor vessel with 15 hp or greater. Washington Administrative Code (WAC 352-78-090) requires that anyone operating a rental motor vessel must carry their issued copy of this checklist.

Name of Rental Agency Columbia River Boat Rental, LLC.

Vessel Operator Name _____ Date of Birth _____

Vessel WN# _____ Date of Rental _____

Body of Water Columbia River Rental Agent _____

Note: Those operating a motor vessel other than a Personal Watercraft (PWC) may skip the PWC Only section. Those operating a PWC must complete all sections. Local regulations may impose additional requirements for operating a rental motor vessel.

Protective Clothing/Equipment

Life jackets Don't Work If You Don't Wear Them

Operators Initials

- Children 12 and younger must wear their life jacket when aboard any boat that is under 19' in length and on any PWC.
- Others should wear appropriately-sized life jacket or have one readily accessible at all times.
- The rental agency must provide a US Coast Guard approved type I, II or III life jacket to all motor vessel operators and occupants.



PWC ONLY PWC Operators and Riders

Operators Initials

- Anyone riding a PWC is required to wear an appropriately-sized US Coast Guard approved life jacket at all times.
- It is recommended you wear a wet suit (or wet suit bottom) while operating a PWC. Additional protective equipment (eyewear or footwear) may also be needed.



Know Your Boat...Continued

Know Operational Controls

Operators Initials

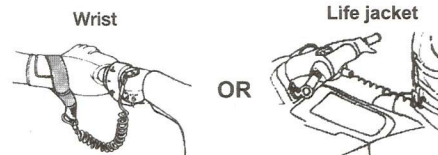
- The throttle controls your speed. Apply the throttle lever to accelerate and release or pull down to slow down. On PWCs and other waterjet-powered vessels, you need throttle to steer.
- The rental agent should demonstrate proper use of gear-shift lever and throttle controls.
- The rental agent should demonstrate how to re-fuel your motor vessel.



Keep Lanyard Attached- Required by state law.

Operators Initials

If motor vessel is equipped with a kill switch, securely attach engine shut-off cord (lanyard) to your wrist or life jacket (as directed) and wear it at all times. Then if you fall off the motor vessel, the engine will stop.



Know Your Boat

Don't Overload Your Boat

Operators Initials


The maximum number of persons on this vessel will not exceed _____ people. People and supplies can not exceed _____ pounds.



Know How to Operate Safety Devices on Your Vessel

Operators Initials

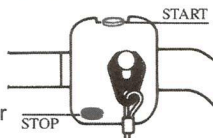
Know the location of and how to use the following: whistle or horn; paddles or oars; anchors; bilge pump or bailer; throwable flotation device, and fire extinguisher. (These items may not be on all motor vessels).



Know How to Start and Stop the Engine

Operators Initials

- The rental agent should show you how to safely start and stop the engine on your vessel.
- Make sure no person is in the water within the vicinity of the motor vessel before starting and while running the engine.
- Stopping the engine will not immediately stop the forward motion of the vessel.




Avoid Collisions and Other Accidents

Take Early Action to Avoid Collisions

Operators Initials

- Remember boats do not have brakes.
- On waterjet-powered motor vessel and PWCs, stopping the engine will not stop the forward motion of the boat and WILL RESULT IN LOSS OF STEERING.



Boat Safe = Boat Sober!

Operators Initials

Operating any vessel while under the influence of alcohol or drugs is dangerous and illegal, punishable by a fine of up to \$1,000 and up to one year in jail.



Operate Defensively

Operators Initials

- Operate at safe speeds. Watch where you are going at all times.
- Keep a safe distance away from people, objects and other boats (including PWCs).
- Do not follow directly behind a PWC or other vessels.
- Do not go near others to spray or splash them with water.
- Approach and depart the dock and shore at slow-no wake, maximum of 5 mph speed.




Operator Copy

Avoid Collisions and Other Accidents...continued

Operators Initials **Scan Constantly**

- You must maintain a lookout at all times.
- Scan constantly for other vessels, people, or objects in the water.
- Be alert for conditions that limit your visibility or block your vision of others (bad weather, narrow channels, blind corners).



Operators Initials **Know Appropriate Accident Response**

- If involved in an accident, you must stop, offer assistance, give your identity and check with the rental agency about filling out an accident report form.
- If your vessel capsizes you should stay with your vessel and signal for help.
- The rental agency should show you the best way to re-board the vessel.



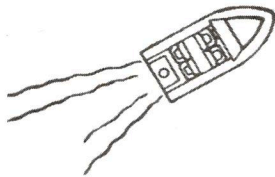
Operators Initials **PWC ONLY Special Requirements for PWC**

- Age Restrictions:**
- You must be 16 years or older to rent a PWC.

Other Hazards

Operators Initials **Operate Responsibly – Avoid Aggressive Maneuvers**

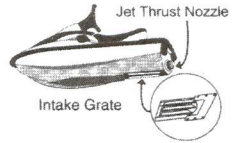
- Operate within your limits and avoid aggressive maneuvers to reduce the risk of loss of control, ejection and collision.
- Do not jump waves or wakes or make unnecessary sharp turns.
- You are responsible for your own wake and any damage it may cause other boats, docks, wildlife or the environment.
- It is recommended that all vessels travel at a slow-no wake, maximum 5 mph speed within 200' of a swimmer, surfer, diving flag, wading or on-shore angler, swim float, ramp, pier, marina, floating home, boathouse and all shoreline.
- Do not chase, harass or disturb wildlife.



Other Hazards...continued

Operators Initials **Keep Away From Intake Grate or Propeller**

- Items such as long hair, loose clothing, or life jacket straps can become entangled in moving parts resulting in severe injury and drowning.



Operators Initials **PWC ONLY PWC Riders and Operators**

- If you capsize in open water, swim to the rear of the PWC and turn it upright—be sure to turn it in the proper direction. Then, board from the rear.



Other Rules and Safety Information

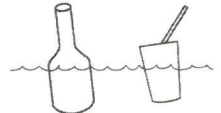
Operators Initials **Practice Safe Towing When Waterskiing**

- To tow a water skier the vessel (including PWCs) must be designated to carry the operator, an observer and person being towed.
- You must have a designated observer (a person other than the driver of the vessel) to continuously observe the person(s) being towed.
- The observer must display a red or orange flag when the skier is in the water, preparing to ski or has fallen.
- Waterskiing, tubing, etc. is prohibited from one hour after sunset to one hour before sunrise.



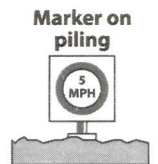
Operators Initials **Practice Clean Boating**

- Discarding trash or human waste overboard is damaging to the environment and is illegal.



Operators Initials **Know the Waters**

- Know the area in which you will be operating and observe all navigational markers and signs.
- The rental agency should explain local navigation hazards and specific local boating regulations.
- Be certain someone on shore knows your destination and plans for returning (date and time).



Operators Initials **Know the Hazards of Carbon Monoxide**

- Any new or used motor driven vessel, other than personal watercraft, must display a CO warning sticker, visible to passengers, on the interior of the vessel.



**YOU MUST CARRY THIS ON BOARD WHEN OPERATING A RENTED MOTOR VESSEL.
PERSONS WHO OPERATE A MOTOR VESSEL WITHOUT COMPLETING THE SAFETY CHECKLIST MAY BE CITED.
DO YOU HAVE ANY QUESTIONS ABOUT YOUR MOTOR VESSEL AND ITS OPERATION?**